


# MAKAMSAL EZGİLERE AKOR BULMA

Hafta 4: İleri Seviye Teknikler

Örnek Çalışma: “Ayrılık”


# Adım 1: Notalar

Nihavent = Sol armonik minör. Burada do'ya transpoze ettim.



## Adım 2: Akorlar

i    iidim    III+    iv            V    VI    viidim  
C-    Ddim E $\flat$ aug F-            G    A $\flat$     Bdim



### Adım 3: Tonal Bölgeler


i  
C-

iidim III+  
Ddim E $\flat$ aug

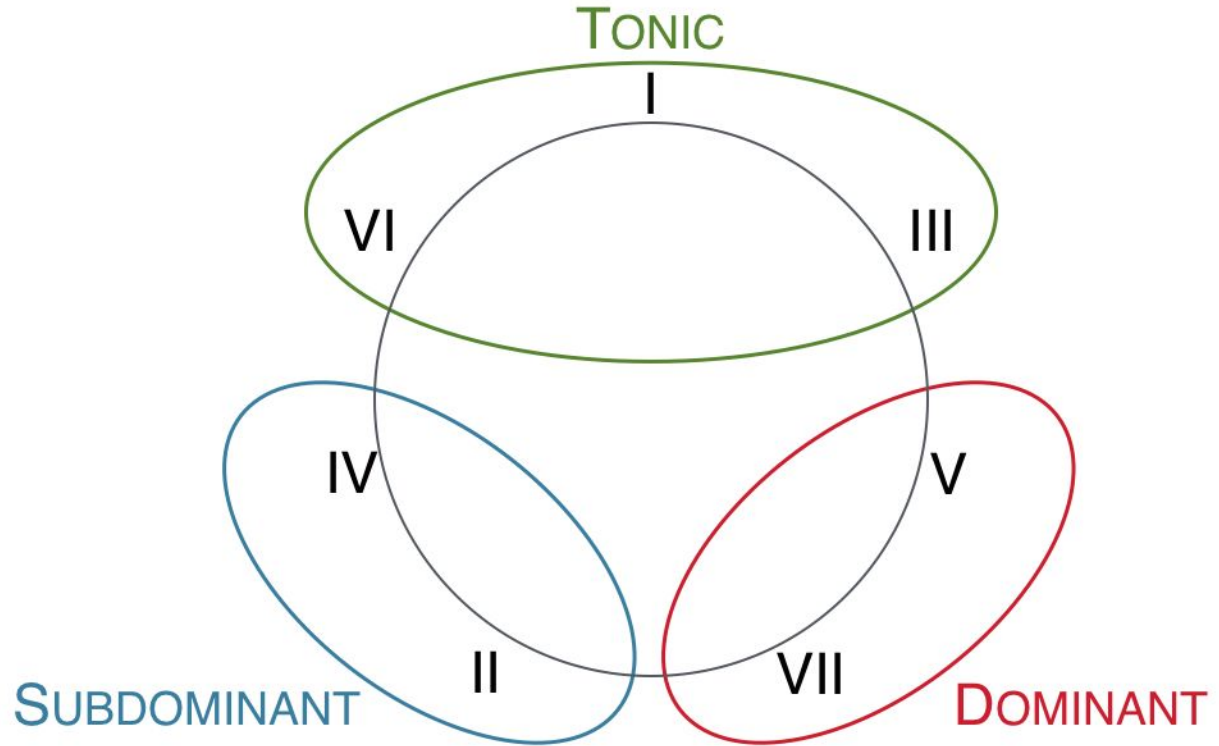
iv  
F-

V  
G

VI viidim  
A $\flat$  Bdim



## Adım 4: Reharmonizasyon



## Adım 5: Yedili Akorlar

i          iidim    III+                  iv          V          VI          viidim  
C-(Maj7) D-7(b5) Eb aug(Maj7) F-7      G7    AbMaj7    Bdim7

The image shows a musical staff in 4/4 time with a treble clef. The staff contains seven chords, each represented by a vertical line with a stem and a cluster of notes. The chords are: C-(Maj7) (C4, E4, G4, Bb4), D-7(b5) (D4, F4, Ab4, C5), Eb aug(Maj7) (Eb4, G4, Bb4, D5), F-7 (F4, Ab4, C5, Eb5), G7 (G4, Bb4, D5, F5), AbMaj7 (Ab4, C5, Eb5, G5), and Bdim7 (B4, D5, F5, Ab5). The notes are placed on the staff lines: C4 on the first space, D4 on the second line, Eb4 on the second space, F4 on the third line, G4 on the third space, Ab4 on the fourth line, Bb4 on the fourth space, C5 on the first line, D5 on the first space, Eb5 on the second line, F5 on the second space, G5 on the third line, Ab5 on the third space, B4 on the second line, and B5 on the second space.

## Adım 6: İkincil Dominantlar